

BERNARD HORWICH JCC NEW COMMUNITY PARK

CONSTRUCTION STARTING AUGUST 2022

COMMUNITY & SHABBOS PARK MADE POSSIBLE BY THE ROTHNER FAMILY



PLAYING FIELDS

- EVENT PAVILION
- FULL SIZE AND PRACTICE SPORTS FIELDS
- LED MULTISPORT SCOREBOARD
- ACCESSIBLE WALKING PATH WITH BENCH SEATING



ACCESSIBLE PLAYGROUND (AGES 2-5)

- IMAGINATIVE PLAY HOUSE
- MUSIC GARDEN
- ACCESSIBLE SURFACING & STRUCTURES
- TRIKE TRACK
- FULLY ENCLOSED



ACCESSIBLE PLAYGROUND (AGES 5-12)

- 2-STORY PIRATE SHIP
- GAGA PIT
- ACCESSIBLE SURFACING & STRUCTURES

...AND MORE TO COME!



Asphalt Path - 10' Width with accessible route to the parking



Sports Fields

- Baseball Field 60' Baseline and 200' Outfield
- 120'x180' Soccer Field
- 90'x135' Soccer Field



Bench Seating Area



Future Shelter

- 30'x50'



Bench with Companion Seating at Trail Loop

Scoreboard at Baseball Field



2-5 Year Old Playground Area

- Sand & Musical Play
- Accessible Poured in Place Mound with Hill Slide
- Imaginative Play House
- Play Mushroom Table & Toadstools
- Poured in Place Rubber Safety Surfacing
- Trike Track
- Stone Seating and Landscape Plantings



Split Rail Fence between Play Areas

- Swing Gate with Accessible Path

Gaga Ball


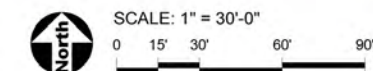


5-12 Year Old Play Area

- Accessible Explorer Ship Play Component
- Poured in Place Rubber Safety Surfacing
- Log Climber
- Accessible Spinner
- Seating Area



OVERALL CONCEPT PLAN



March 3, 2021
Copyright 2021
Upland Design Ltd
Project #694

Asphalt Path - 10' Width

Landscape Buffer Plantings



2-5 Play Area

- Poured in Place Rubber Safety Surfacing
- Accessible Cozy Dome
- Imaginative Play House Loft
- Accessible Play Mound
- Hill Slide
- Hill Climber Circuit



Accessible Play Mushroom Table & Toadstools



Bernard Horwich Center



4' Chainlink Fence with Gate

Accessible Stone and Bench Seating Area



Accessible Musical Play



Sand Play



Natural Log Seating Area with Mulch Surfacing with accessible crushed stone path



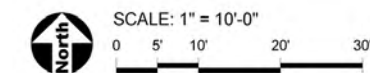
Accessible Trike Track - 4' Wide Concrete Path



Split Rail Fence between Play Areas - Swing Gate with Accessible Path



PLAYGROUND ENLARGEMENT: 2-5 PLAY AREA



uplandDesign

March 3, 2021
Copyright 2021
Upland Design Ltd
Project #894

JCC BERNARD HORWICH OUTDOOR PROJECT



Stone Seating Area with Bench



Accessible Gaga Pit



Inclusive Spinner



Tree Stump & Play Net



Lawn Mound with Limestone Outcropping



Cargo Sculpture Play Steppers




Split Rail Fence between Play Areas
- Swing Gate with Accessible Path



Bench at Playground



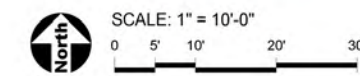
Accessible Ship Themed Play Structure
With poured rubber safety surface,
accessible walk, and mound



Accessible We-Saw



PLAYGROUND ENLARGEMENT: 5-12 PLAY AREA



March 3, 2021
Copyright 2021
Upland Design Ltd
Project #694

